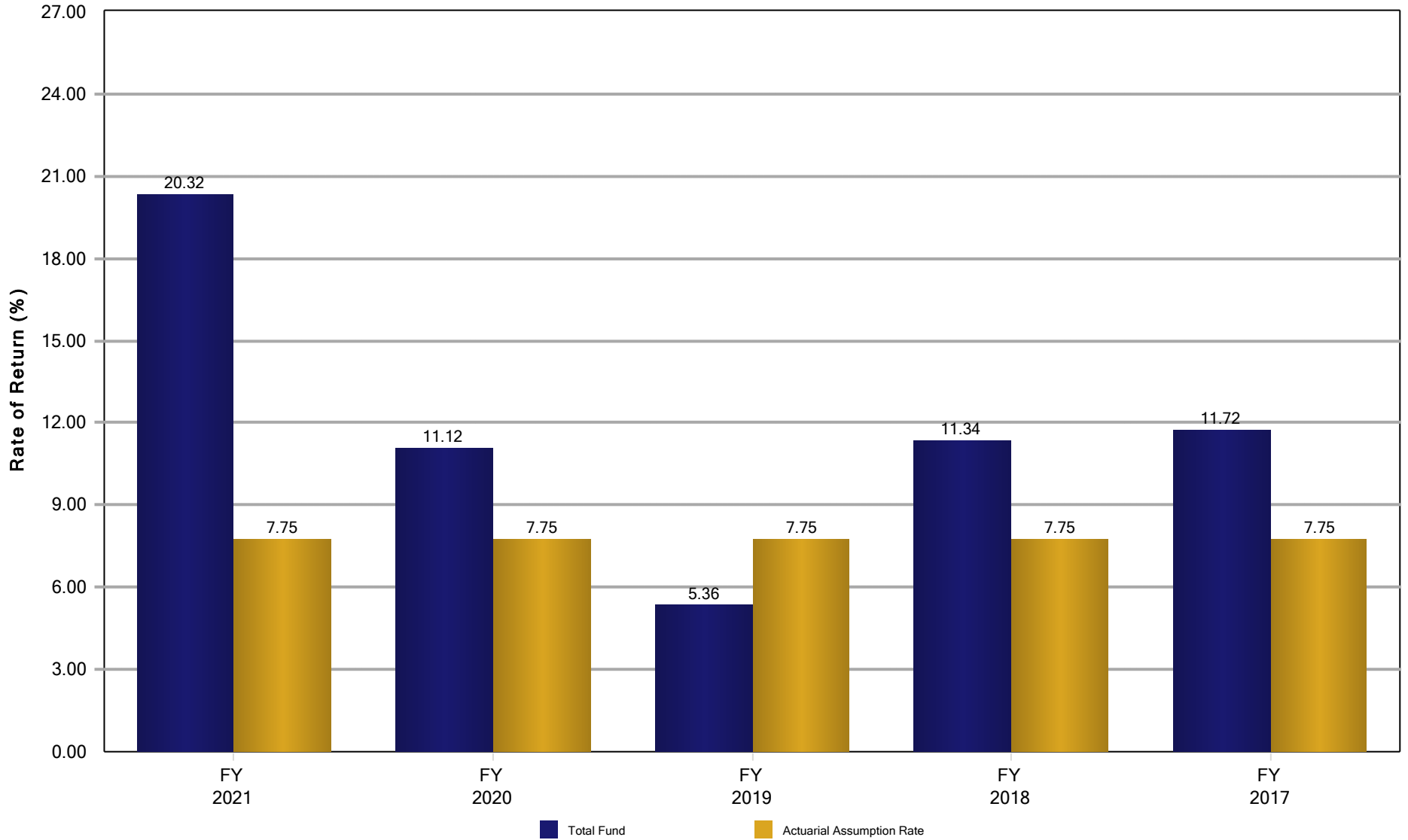


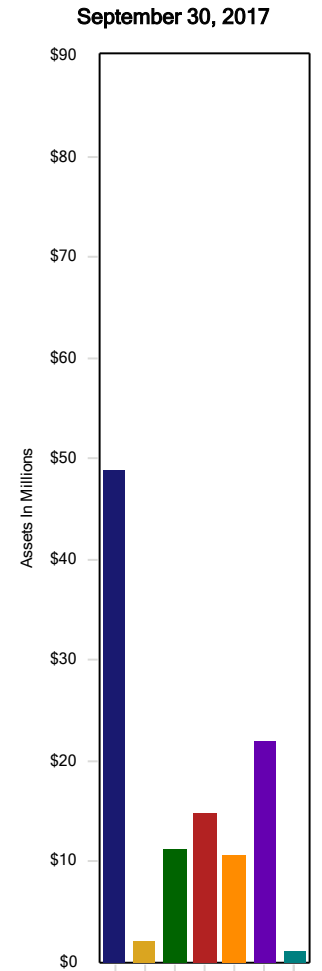
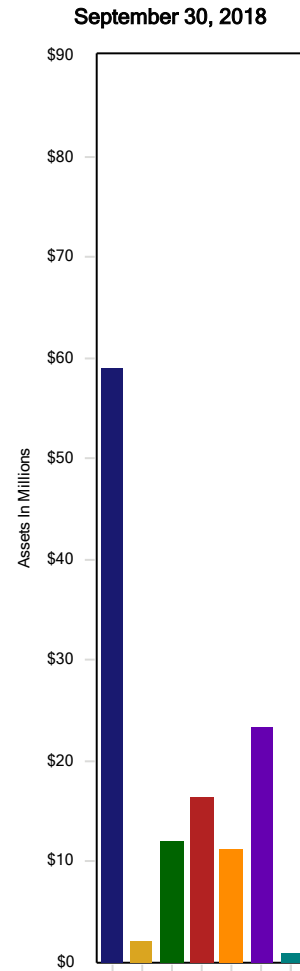

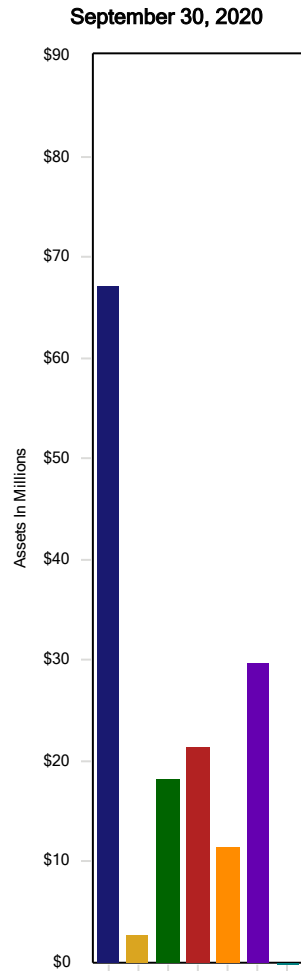
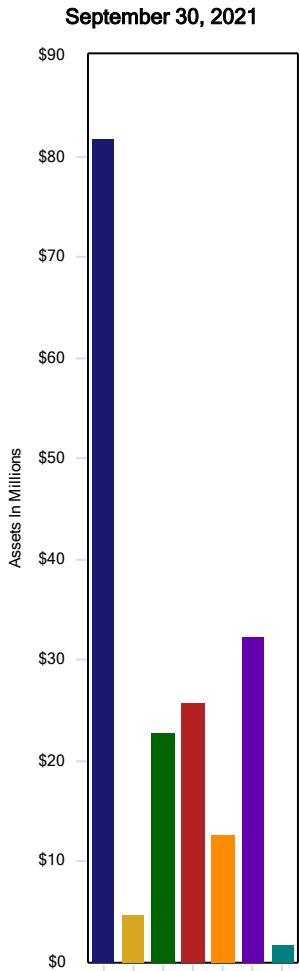
Fort Myers Police Officers Retirement System
Fiscal Year Rates of Return
September 30, 2021



Disclosure: Actuarial assumption rate as of September 30, 2021. Past performance is not indicative of future results.



Fort Myers Police Officers Retirement System Historical Asset Allocation September 30, 2021



■ Domestic Equity	45.00
■ Infrastructure	2.66
■ Convertibles	12.57
■ International Equity	14.14
■ Private Real Estate	6.95
■ Fixed Income	17.73
■ Cash	0.94

■ Domestic Equity	44.58
■ Infrastructure	1.83
■ Convertibles	12.05
■ International Equity	14.15
■ Private Real Estate	7.63
■ Fixed Income	19.72
■ Cash	0.03

■ Domestic Equity	46.94
■ Infrastructure	1.50
■ Convertibles	9.84
■ International Equity	12.56
■ Private Real Estate	8.61
■ Fixed Income	20.39
■ Cash	0.16

■ Domestic Equity	47.12
■ Infrastructure	1.74
■ Convertibles	9.59
■ International Equity	13.06
■ Private Real Estate	9.05
■ Fixed Income	18.59
■ Cash	0.84

■ Domestic Equity	44.13
■ Infrastructure	1.88
■ Convertibles	10.12
■ International Equity	13.46
■ Private Real Estate	9.57
■ Fixed Income	19.75
■ Cash	1.09

